



Outperform every day.™

Project:

Item Number:

Quantity:

INTERNATIONAL MIRAGE® STANDARD 3000WATT DROP-IN INDUCTION RANGE



Mirage® Standard 3000 Watt Drop-in Induction Range

DESCRIPTION

The high-efficiency, standard drop-in induction range is designed for use in commercial kitchens and front-of-the-house cooking.

The case frame is made from heavy-duty, 18-gauge stainless steel with vitro ceramic top. The ceramic top is easily cleaned with a mild cleaner.

The induction range is equipped with a variety of safety features including:

- Over-heat protection
- Small-article detection
- Pan auto-detection function
- Empty-pan shut-off

Agency Listings



Due to continued product improvement, please consult www.vollrath.com for current product specifications.

MODEL

5960330 Drop-in Range – China Plug 5

FEATURES

- High-performance with smooth power control from 1% to 100% of output power.
- Variable-speed knob for fast temperature adjustment.
- Sensitive low-end control for cooking sauces, milks and chocolates.
- Temperature regulation (°F and °C) control.
- 1-180 minute timer for length of cooking time control.
- Fast, high temperature cooking.
- 90% efficiency rating
- Vertical control panel for runoff of liquid spills.
- Unit comes complete with a 6-ft. (183 cm) cord with plug and does not require hard wiring.
- Full one-year parts and labor warranty.
- Ranges display HOT when unit is turned off, if the cooking surface is still hot.

IMPORTANT

- This appliance is intended for use with induction-ready cookware.
- All models require unrestricted intake and exhaust air ventilation for proper operation of the controls. The maximum intake temperature must not exceed 110°F (43°C). Temperatures are measured in ambient air while all appliances in the kitchen are in operation.
- Drop-in models require a minimum clearance of 3 inches (7.6 cm) at the rear and 1 inch (2.5 cm) at the bottom.

WARRANTY: All models shown come with Vollrath's standard warranty against defects in materials and workmanship. For full warranty details, please refer to the Vollrath Equipment and Smallwares Catalog.

Approvals

Date

The Vollrath Company, L.L.C.
Headquarters
1236 North 18th Street
Sheboygan, Wisconsin
53081-3201 USA
Tel: 920-457-4851
Main Fax: 920-459-6573
www.vollrath.com

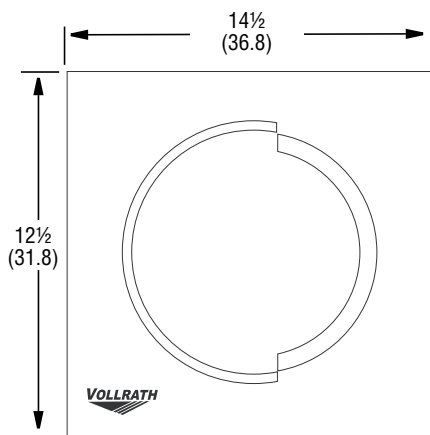
Vollrath Europe BV
Beneluxbaan 7
5121 AD RIJEN
The Netherlands
+31161870005

Vollrath of China
Vollrath Shanghai Trading Limited
29D, 855 South Pu Dong Road
Shanghai, China 200120
Tel: 86-21-50589580

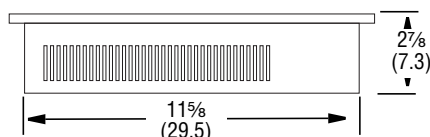
Vollrath de Mexico S. de R.L. de C.V.
Periferico Sur Edificio 2-C
Col. Santa Maria Tequepexpan
45601 Tlaquepaque, Jalisco Mexico
Tel: (52) 333-133-6767
Tel: (52) 333-133-6769
Fax: (52) 333-133-6768

INTERNATIONAL MIRAGE® STANDARD 3000 WATT DROP-IN INDUCTION RANGE


DIMENSIONS (Shown in inches (cm))



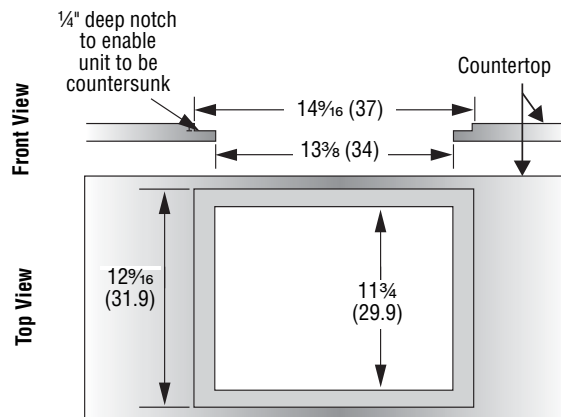
Top View



Front View

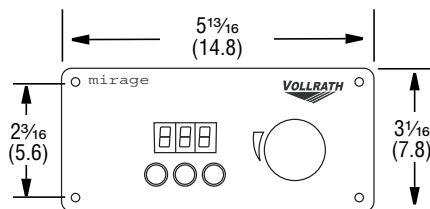


Side View

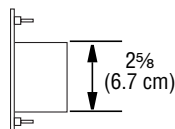


Cutout Dimension

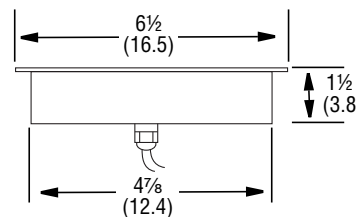
REMOTE CONTROL



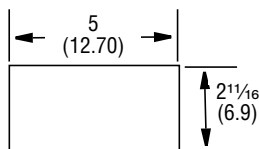
Top View



Side View



Front View

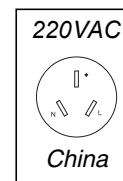


Cutout Dimension

SPECIFICATIONS - 1 PHASE

Model	Max Pan Size	HZ	Watts	Voltage (AC)	Nominal Amps	Wall/Supply Side Plug	Weight Lb (Kg)	Shipping Weight Lb (Kg)	Shipping Container
5960330	14 (35.6)	50	3000	220	13.6	China	12 (5.4)	16.4 (7.4)	17 3/8 x 17 x 6 7/8 (44.1 x 43.2 x 17.5)

Receptacles



The Vollrath Company, L.L.C.
Headquarters
1236 North 18th Street
Sheboygan, Wisconsin
53081-3201 USA
Tel: 920-457-4851
Main Fax: 920-459-6573
www.vollrath.com

Vollrath Europe BV
Beneluxbaan 7
5121 AD RIJEN
The Netherlands
+31161870005

Vollrath of China
Vollrath Shanghai Trading Limited
29D, 855 South Pu Dong Road
Shanghai, China 200120
Tel: 86-21-50589580

Vollrath de Mexico S. de R.L. de C.V.
Periferico Sur Edificio 2-C
Col. Santa Maria Tequepexpan
45601 Tlaquepaque, Jalisco Mexico
Tel: (52) 333-133-6767
Tel: (52) 333-133-6769
Fax: (52) 333-133-6768