

RANGE COMPOSITION

Ideal for smaller sized catering establishments: bars, pubs, fast food outlets, pizzerias and small hotels; the Snack 600 range of modular cooking appliances consists of a series of appliances each with a depth of 600 mm - in gas and electric - featuring high power for fast service whether in table top situations, where space is at a premium, or in a complete cooking installation, using the base units that can include doors, drawers or runners for gastronorm containers.



SCG 700

SNACK 600

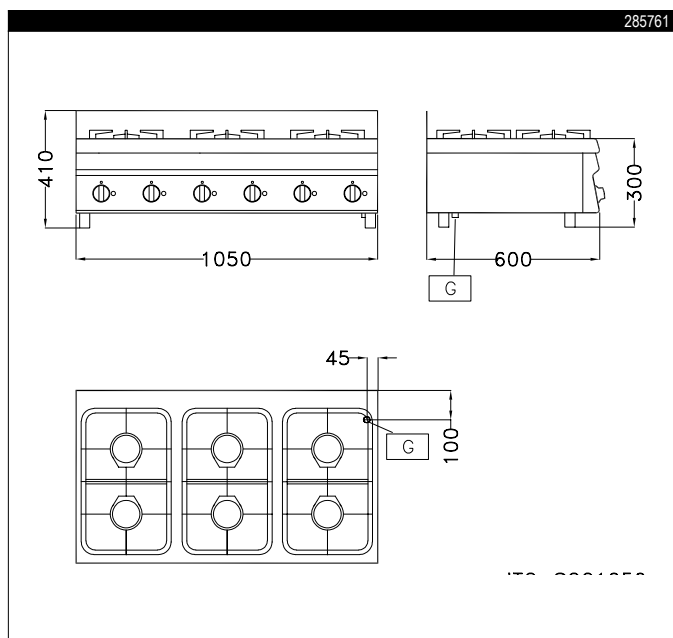
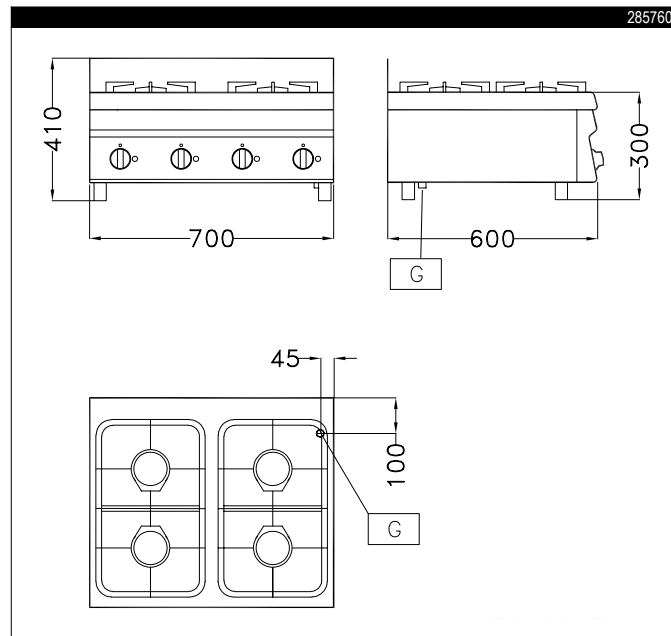
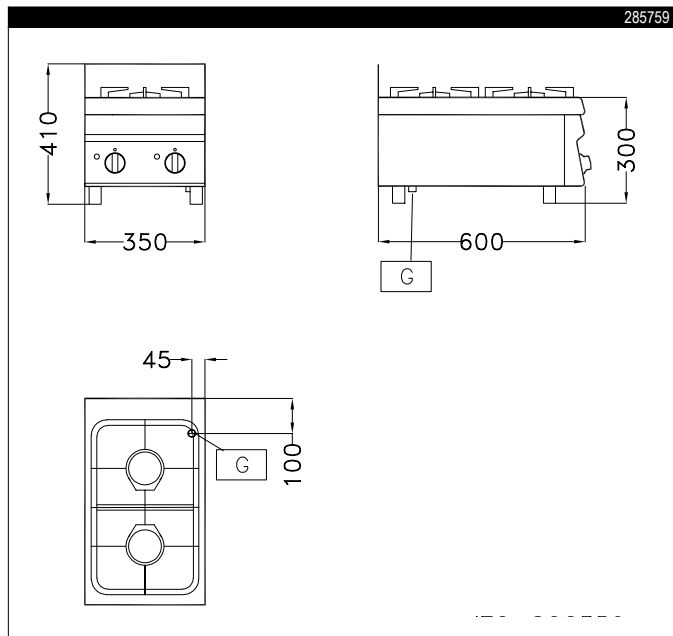
GAS BOILING TOPS **ZANUSSI** PROFESSIONAL

FUNCTIONAL AND CONSTRUCTION FEATURES

- ◆ Constructed completely in 18/10, 304 AISI stainless steel to guarantee a hard-wearing performance.
- ◆ Hygiene guaranteed by rounded edges, flush fit between units, side upstands and sealing joints, completely smooth and easy to clean surfaces and rear splashback
- ◆ Enamelled cast-iron pan support grids.
- ◆ Separate piezo ignition for each burner.
- ◆ Flame failure device.
- ◆ High-power burners, with flame spreaders, sealed to the top.
- ◆ All gas appliances are supplied for use with natural gas, with LPG conversion jets supplied as standard.
- ◆ The gas boiling tops can be mounted on open base cupboards with hinged doors, a chest of drawers or runners for gastronorm containers available as accessories.

◆ All models comply with the standards required by the main international approval bodies and are **CE** marked.

TECHNICAL DATA			
CHARACTERISTICS	MODELS		
	SCG350 285759	SCG700 285760	SCG1050 285761
Power supply	Gas	Gas	Gas
External dimensions - mm			
width	350	700	1050
depth	600	600	600
height	300	300	300
Power - kW			
gas	6.6	13.2	19.8
Net weight - kg.	15	24	33
Front burners power - kW	3	3-3,6	3-3,6-3
Back burners power - kW	3,6	3,6-3	3,6-3-3,6



LEGEND			
	SCG350 285759	SCG700 285760	SCG1050 285761
G - Gas connection	1/2"	1/2"	1/2"



OPTIONAL ACCESSORIES			
ACCESSORIES	MODELS		
	SCG350 285759	SCG700 285760	SCG1050 285761
CAST-IRON RIBBED COOKING GRIDDLE 1/2 MOD	285000	285000	285000
CAST-IRON SMOOTH COOKING GRIDDLE 1/2 MOD	285001	285001	285001
GULLEY WITH JOINING PANEL FOR 600 LINE	285798	285798	285798

