



Project:

Item Number:

Quantity:

## INDUCTION RANGE: COMMERCIAL COUNTERTOP



*High-efficiency, commercial, single element, countertop induction range with push button controls.*

### DESCRIPTION

The high-efficiency, commercial countertop induction range is designed for use in commercial kitchens and front-of-the-house cooking. The 2.2 kW/2.5 kW, 208 - 240V range plugs easily into standard 20 amp, 208 - 240V outlets.

The induction range comes complete with a 4-ft. (1.2 meters) power cord and plug. The case is made from 1.2 mm, EU 18/10 stainless steel with vitro ceramic top. The ceramic top is easily cleaned with a mild cleaner.

The induction range is equipped with a variety of safety features including:

- ☐ Over-heat protection
- ☐ Small-article detection
- ☐ Pan auto-detection function
- ☐ Empty-pan shut-off

### Agency Listings



This device complies with Part 18 FCC Rules.

\* UL listing applies to model 6954301.

### MODELS

6954301	2.2 kW/2.5 kW @ 208 - 240V, US plug
6954302	2.2 kW/2.5 kW @ 208 - 240V, Schuko plug
6954303	2.2 kW/2.5 kW @ 208 - 240V, UK plug
6954304	2.2 kW/2.5 kW @ 208 - 240V, China

### FEATURES

- ☐ High performance with smooth power control from 1% to 100% of output power.
- ☐ Sensitive low-end control for cooking sauces, milks and chocolates.
- ☐ Temperature regulation control.
- ☐ Timer for length of cooking control.
- ☐ Fast, high-temperature cooking.
- ☐ High efficiency 90%+.
- ☐ Sloped control panel for runoff of liquid spills.
- ☐ Push button controls for easy cleaning.
- ☐ Heating function for adjustable power settings.
- ☐ Rubber feet to prevent slipping of appliance.
- ☐ Unit comes with cord and plug and does not require hard wiring.
- ☐ Full two-year parts and labor warranty.

### IMPORTANT

- ☐ This appliance is intended for use with induction cookware with a ferrous base.
- ☐ All models require adequate, unrestricted intake and exhaust air ventilation for proper operation of the controls. The maximum intake temperature must not exceed 110°F (43°C) and the maximum exhaust temperature must not exceed 130°F (54.4°C). Temperatures are measured in ambient air while all appliances in the kitchen are in operation.
- ☐ Countertop models require a minimum clearance of 3 inches (7.6 cm) at the rear and 1 inch (2.5 cm) at the bottom.

### Approvals

Date:
-------



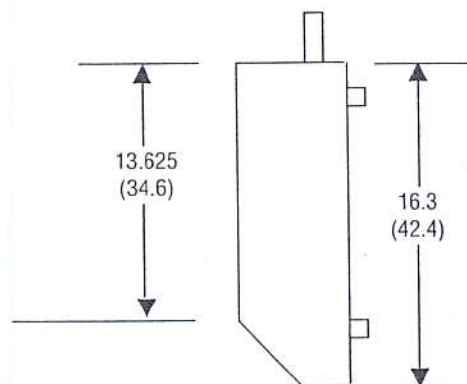
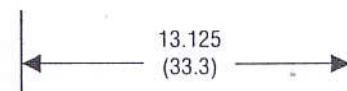

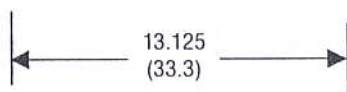
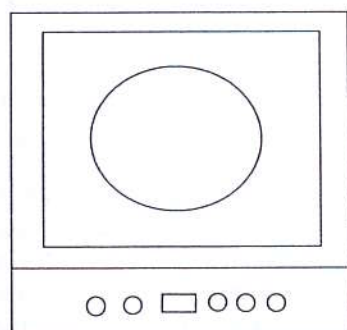
www.vollrathco.com

**INDUCTION RANGE: COMMERCIAL COUNTERTOP**

<b>MODELS</b>	6954301	2.2 kW/2.5 kW @ 208 - 240V, US plug
	6954302	2.2 kW/2.5 kW @ 208 - 240V, Schuko plug
	6954303	2.2 kW/2.5 kW @ 208 - 240V, UK plug
	6954304	2.2 kW/2.5 kW @ 208 - 240V, China

**DIMENSIONS**

- ☐ Overall dimension: 13.125" wide x 16.3" deep x 4.0" high (33.3 cm x 42.4 cm x 10.16 cm)
- ☐ Shipping dimensions: 17.8" wide x 21.5" deep x 8.8" high (45.2 cm x 54.6 cm x 22.4 cm)
- ☐ Weight of Unit: 20 pounds (9 kg)
- ☐ Shipping Weight: 22 pounds (9.9 kg)
- ☐ Dimensions shown in inches (cm)

**ELECTRICAL SPECIFICATIONS - 1 PHASE, 60 HZ**

Model	kW Rating	Volts	Nominal Amps	Plug
6954301	2.2 kW/2.5kW	208 - 240V AC	10.4	US
6954302				Schuko
6954303				UK
6954304				China

- ☐ Electrical connection: Each unit requires a 20A circuit.

**Receptacles**