




FOOD CARRIER BOX

MODELS 11310 & 11320

Electrically Heated For Room Service Meal Delivery


Product Features

- Designed to hold meal temperature at 140° F to 160° F for approximately 20 to 25 minutes (with door closed) after loading, and unit is unplugged.
- Safe touch exterior prevents accidental burns.
- Quick disconnect 8' power supply cord for easy transport.
- 120 and 220 VAC versions.
- Convenient top carrying handle.
- Lightweight, fully insulated, double-wall construction.
- Three removable perforated interior shelves.
- Convenient twist knob door latch.



Set Up and Operation

1. Connect power cord to back of unit, then to power source.
2. Turn power switch to ON position.
3. Allow unit to pre-heat for at least 25 minutes with door closed.
4. When pre-heat is complete, load meals into unit and close door immediately.
5. Turn power switch to OFF position.
6. Disconnect power cord from power source, then from unit.
7. Load unit to base of room service table or other transport device.
8. Leave unit door closed during transport to maximize interior heat retention.



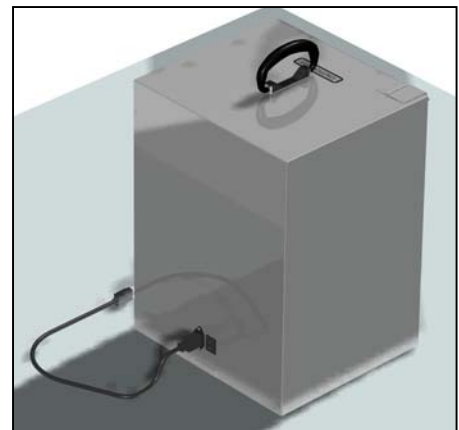
General Product Specifications

Overall Size: 15" L x 13¼" D x 20" H

Internal Heater Element: 450 Watts

Thermostat Control: Fixed setting, 270° F closed, 230° F open.

Power Cord: 8' long with quick disconnect on unit end.





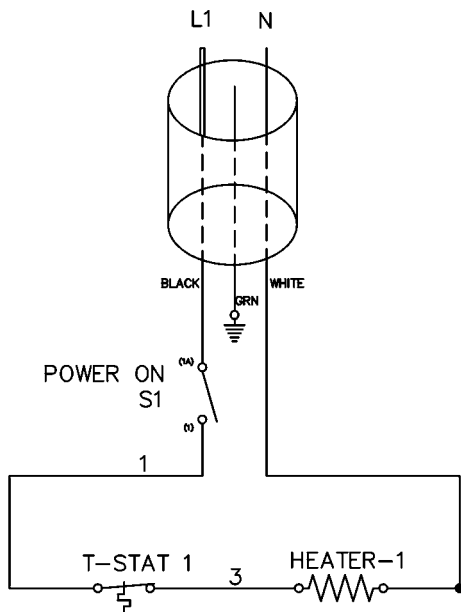
FOOD CARRIER BOX

MODELS 11310 & 11320

Electrical Specifications:

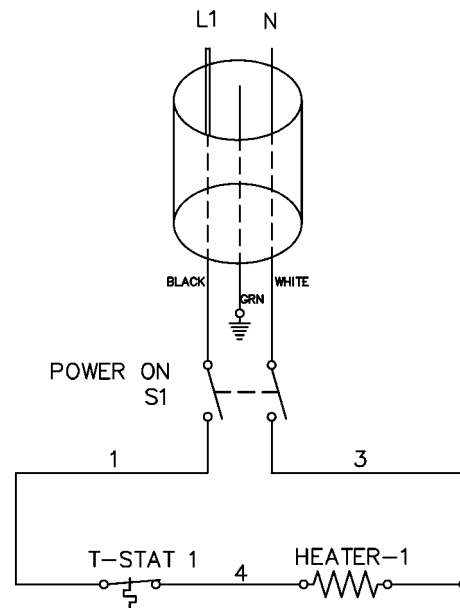
Model 11310

115 VAC
300 W, 2.6 Amps,
NEMA 5-15P plug



Model 11320

230 VAC
300 W, 1.3 Amps,
NEMA 6-15P plug



Replacement Parts:

Item	Description	Part #
1	120 V Heater Element	108196
	230 V Heater Element	108940
2	Sensor Control SPST Snap Disc	106783
3	Rocker Switch	108200
4	Power Cord Receptacle	108185
5	Power Cord, 120 V	108198
6	Power Cord, 230 V	108186

