



GLO-RAY® DESIGNER HEATED DISPLAY CASES

Models GRCD-1P, -2P, -3P GRCDH-1P, -2P, -3P GRCD-1PD, -2PD, -3PD
GRCDH-1PD, -2PD, -3PD

For hot meals-to-go, the Hatco Glo-Ray Designer Heated Display Case features curved tempered glass styling and incandescent lighting to accentuate your product. And Glo-Ray's exclusive infrared heat pattern, combined with the heated base, keeps all food at that "just-made" taste and temperature longer. Perfect for hot food merchandising, Glo-Ray Designer Heated Display Cases have an exclusive cool-to-the-touch base construction and use less energy than competitive display cases.

Combining state-of-the-art design with performance, these warmers place the focus on the product while holding hot food safely at proper serving temperatures. The modern design is perfect for front of the house use. Designer powdercoating blends these units with the décor while providing a durable, easy-to-clean surface.

FLEXIBILITY

Available as single or dual shelf warmers in one-, two-, and three-pan models, with or without humidity. The bottom shelf has a pan rail on models without humidity and a 3-quart (3-liter) capacity chamber and pan skirt for units with humidity.

The Designer series warmers are available in six color options to coordinate the warmer with any décor.

QUALITY

The following features assure the finest performance for years to come:

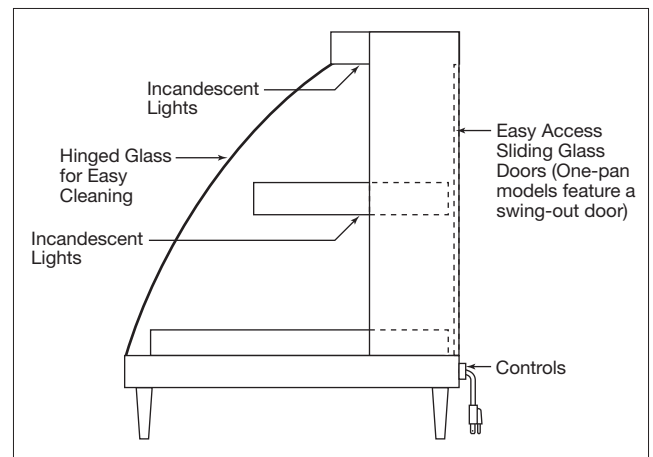
- All models have prefocused infrared top heat directing heat to the outer edges of the holding surface where heat loss is the greatest.
- High visibility merchandiser with curved tempered glass.
- Hinged front glass panel tilts forward for easy cleaning.
- These warmers feature a thermostatically-controlled heated base with exclusive cool base construction.
- All models are shipped with 4" (102 mm) adjustable legs and factory attached 6' (1829 mm) cord and plug.
- Shatter-resistant incandescent lights enhance product display while safeguarding food products from bulb breakage.



Model GRCD-3P with pan rail and optional Designer color and accessory display sign holder (graphic not included) and food pans



Model GRCDH-2P with pan skirt and optional backlit base and accessory food pans (graphic not included)



METAL SHEATHED HEATING ELEMENTS GUARANTEED AGAINST BURNOUT AND BREAKAGE FOR TWO YEARS, BLANKET ELEMENTS FOR ONE YEAR.

HATCO CORPORATION P.O. Box 340500 Milwaukee, WI 53234-0500 U.S.A.
(800) 558-0607 • (414) 671-6350 • Fax (800) 543-7521 • Int'l. Fax: (414) 671-3976
www.hatcocorp.com • E-mail: equipsales@hatcocorp.com

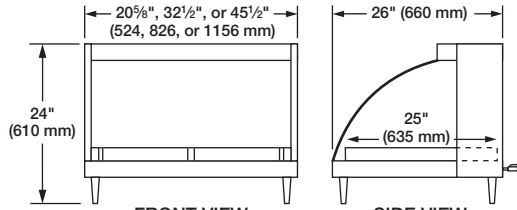
Form No. GRCD Spec Sheet

Printed in U.S.A.
September 2007



GLO-RAY® DESIGNER HEATED DISPLAY CASES

Models GRCD-1P, -2P, -3P GRCDH-1P, -2P, -3P GRCD-1PD, -2PD, -3PD
GRCDH-1PD, -2PD, -3PD



FRONT VIEW
SIDE VIEW
Models GRCD & GRCDH – Single Shelf

SPECIFICATIONS

Single Shelf

Model†*	Watts	Width	Shipping Weight
GRCD-1P	410	20 5/8" (524 mm)	95 lbs. (43 kg)
GRCD-2P	780	32 1/2" (826 mm)	120 lbs. (55 kg)
GRCD-3P	1005	45 1/2" (1156 mm)	152 lbs. (69 kg)

Single Shelf with Humidity

Model†*	Watts	Width	Shipping Weight
GRCDH-1P	660	20 5/8" (524 mm)	97 lbs. (44 kg)
GRCDH-2P	1030	32 1/2" (826 mm)	124 lbs. (56 kg)
GRCDH-3P	1255	45 1/2" (1156 mm)	156 lbs. (71 kg)

Dual Shelf

Model†*	Watts	Width	Shipping Weight
GRCD-1PD	860	20 5/8" (524 mm)	98 lbs. (45 kg)
GRCD-2PD	1210	32 1/2" (826 mm)	170 lbs. (77 kg)
GRCD-3PD	1710	45 1/2" (1156 mm)	218 lbs. (99 kg)

Dual Shelf with Humidity†

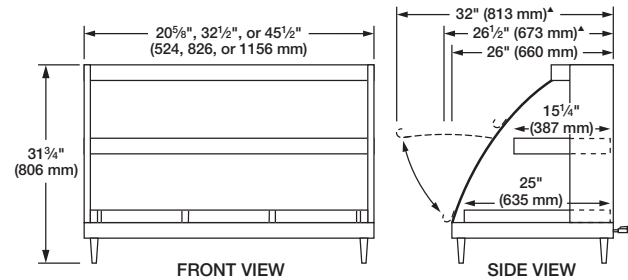
Model†*	Watts	Width	Shipping Weight
GRCDH-1PD	1110	20 5/8" (524 mm)	100 lbs. (45 kg)
GRCDH-2PD	1460	32 1/2" (826 mm)	174 lbs. (79 kg)
GRCDH-3PD+	1960	45 1/2" (1156 mm)	222 lbs. (101 kg)

† Model number indicates food pans unit will hold with the same number of half-size pans for those units with a top shelf, i.e., 2P (two pans). "D" indicates dual shelf model.

* NSF requires units over 36" (914 mm) in width or weighing more than 80 lbs. (36 kg) to be either sealed, or raised on the installation surface with the 4" (102 mm) legs included.

† Humidity on bottom shelf only.

+ Not available for Canada with backlit base sign holder.



FRONT VIEW
SIDE VIEW
Models GRCD & GRCDH – Dual Shelf

* Depth with Optional Flip-up Doors. Models GRCD/H-2PD, -3PD only.

DIMENSIONS

GRCD & GRCDH Single Shelf Models:

20 5/8", 32 1/2", or 45 1/2" W x 26" D x 24" H w/legs
(524, 826, or 1156 x 660 x 610 mm).*

GRCD & GRCDH Dual Shelf Models:

20 5/8", 32 1/2", or 45 1/2" W x 26" D* x 31 3/4" H w/legs
(524, 826, or 1156 x 660 x 806 mm).*

Water Capacity: 3 quarts (3 liters).

* Add 3" (76 mm) to depth and 3" (76 mm) to height for use with backlit base sign holder.

† Add 1/2" (13 mm) to depth for use with flip-up doors. Models GRCD-2PD, -3PD only.

VOLTAGE

120 volts, single phase.

1-Pan Models use NEMA 5-15P.

2-Pan Models and GRCD-3P, GRCDH-3P and GRCD-3PD use NEMA 5-15P (GRCDH-2PD and GRCD-3PD use NEMA 5-20P for Canada).

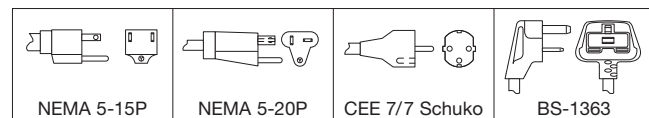
GRCDH-3PD use NEMA 5-20P.

Export voltages available.

CORD LOCATION

Control side at right base corner.

PLUG CONFIGURATIONS



OPTIONS (NOT FOR RETROFIT)

- ☐ Designer Colors: Warm Red, Black, Gray Granite, White Granite, Navy Blue, Hunter Green
- ☐ Backlit Base Sign Holder (Graphic not included) (Two- and three-pan models only. Add 30 Watts to the ratings listed above.)
- ☐ Pan Skirts (Bottom shelf only, standard on GRCDH models)
- ☐ Flip-Up Doors on Both Shelves on Customer Side (GRCD/H-2PD, -3PD only)

- ☐ Mirrored Glass Doors on Server's Side
- ☐ Halogen Bulbs in lieu of Standard Display Lights

ACCESSORIES

- ☐ Display Sign Holder (Graphic not included)
- ☐ Pan Skirts for upper shelf
- ☐ Stainless Steel Food Pans
- ☐ Wire Trivets – Stainless Steel or Plated

PRODUCT SPECS

Designer Heated Display Case

The Designer Heated Display Case shall be a Glo-Ray® Modelas manufactured by the Hatco Corporation, Milwaukee, WI 53234 U.S.A.

With 24/7 parts and service assistance (U.S. and Canada only), the Display Case shall be rated atwatts,volts and be inches (millimeters) in overall width. It shall consist of a thermostatically-controlled heated base, full view tempered glass

sides, and incandescent display lights.

The infrared heating element shall be tubular metal sheathed and the warmer shall have a cord with plug attached.

Accessories shall include stainless steel pans and wire trivets.

HATCO CORPORATION P.O. Box 340500 Milwaukee, WI 53234-0500 U.S.A. • (800) 558-0607 • (414) 671-6350
Fax (800) 543-7521 • Int'l. Fax (414) 671-3976 • www.hatcocorp.com • E-mail: equipsales@hatcocorp.com